



SEARCH FOR SCIENCE

**premium
industrial
products**

WWW.CAMBRIDGERESOURCES.COM



AFFILIATE BRANDS:

zipits™



AMRAM



EXQUISITE®



**PREMIUM
QUALITY
PRODUCTS
& SERVICES**

We pledge to our customers, suppliers, and employees to continuously improve our products, processes and offerings in order to ensure that working with Cambridge Resources remains the most enjoyable and satisfying experience in the industry.

**INNOVATION
TOP VALUE
QUICK
TURNAROUND
COMPETITIVE
PRICING
PROFICIENT
CUSTOMER SERVICE**

GAS CONNECTORS

GAS CONNECTOR SPECS **GC4**

STANDARD GAS CONNECTORS

1/2" **GC5**

5/8" **GC5-6**

1" **GC6**

APPLICATIONS / FEATURES & BENEFITS **GC7**

COATED GAS CONNECTORS


1/2" **GC8**

5/8" **GC8-9**

1" **GC9**


GAS CONNECTOR FITTINGS **GC9**

GAS CONNECTOR VALVES **GC9**





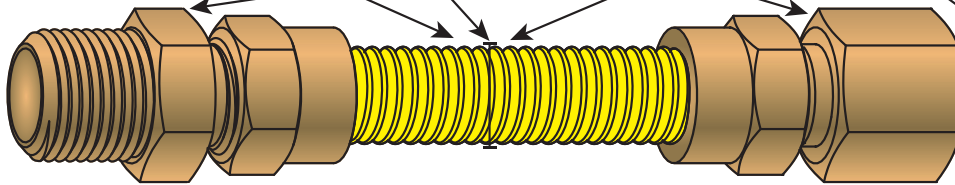
Cambridge™ Gas Connectors are used in a wide range of applications, including:



PART NUMBER EXAMPLE KEY:

C-GCY-581234MF-12V

Cambridge Part No. (G)Gas (C)Connector (Y)Yellow Coated 5/8" OD 1/2" MIP 3/4" FIP 12" LENGTH (V) with Valve



LENGTHS
12"
18"
24"
30"
36"
48"
60"
72"

GAS CONNECTOR SIZE REFERENCE CHART

Nominal Connector Series (ID, inches)	Straight Length Capacity-Btu per Hr (W) 0.64Sp Gr, 1000 Btu per Cu Ft (37.2MJ per Cu Meter) Gas at 0.5 inch Water Column (125 Pa) Pressure Drop							
	12"	18"	24"	30"	36"	48"	60"	72"
1/4	48,000	43,800	40,000	36,400	33,400	28,300	24,900	23,100
3/8	102,000	93,100	85,000	71,100	71,100	60,500	53,200	49,100
1/2	180,000	164,200	150,000	136,000	125,000	106,000	93,200	86,000
3/4			290,900	270,500	255,900	215,000	197,400	173,900
1			581,800	545,200	515,900	442,700	398,900	347,800



STANDARD GAS CONNECTORS

GAS CONNECTORS STANDARD

1/2" OD

ITEM #	STYLE	BOX QTY
1/2" O.D. (3/8" I.D.) 1/2" MALE-MALE		
C-GC-121212MM-12*	1/2" OD x 1/2" MIP x 1/2" MIP x 12"	25
C-GC-121212MM-18*	1/2" OD x 1/2" MIP x 1/2" MIP x 18"	25
C-GC-121212MM-24	1/2" OD x 1/2" MIP x 1/2" MIP x 24"	25
C-GC-121212MM-30*	1/2" OD x 1/2" MIP x 1/2" MIP x 30"	25
C-GC-121212MM-36*	1/2" OD x 1/2" MIP x 1/2" MIP x 36"	25
C-GC-121212MM-48*	1/2" OD x 1/2" MIP x 1/2" MIP x 48"	25

*May require extended lead times

ITEM #	STYLE	BOX QTY
1/2" O.D. (3/8" I.D.) 1/2" MALE-FEMALE		
C-GC-121212MF-12*	1/2" OD x 1/2" MIP x 1/2" FIP x 12"	25
C-GC-121212MF-18*	1/2" OD x 1/2" MIP x 1/2" FIP x 18"	25
C-GC-121212MF-24*	1/2" OD x 1/2" MIP x 1/2" FIP x 24"	25
C-GC-121212MF-30*	1/2" OD x 1/2" MIP x 1/2" FIP x 30"	25
C-GC-121212MF-36*	1/2" OD x 1/2" MIP x 1/2" FIP x 36"	25
C-GC-121212MF-48*	1/2" OD x 1/2" MIP x 1/2" FIP x 48"	25

*May require extended lead times

ITEM #	STYLE	BOX QTY
1/2" O.D. (3/8" I.D.) 1/2" FEMALE-FEMALE		
C-GC-121212FF-18*	1/2" OD x 1/2" FIP x 1/2" FIP x 18"	25
C-GC-121212FF-24*	1/2" OD x 1/2" FIP x 1/2" FIP x 24"	25

*May require extended lead times

ITEM #	STYLE	BOX QTY
1/2" O.D. (3/8" I.D.) 1/2" MALE-FEMALE WITH VALVE		
C-GC-121212MF-12V	1/2" OD x 1/2" MIP x 1/2" FIP x 12" w/ Gas Shut-off Valve	25
C-GC-121212MF-18V*	1/2" OD x 1/2" MIP x 1/2" FIP x 18" w/ Gas Shut-off Valve	25
C-GC-121212MF-24V*	1/2" OD x 1/2" MIP x 1/2" FIP x 24" w/ Gas Shut-off Valve	25
C-GC-121212MF-30V	1/2" OD x 1/2" MIP x 1/2" FIP x 30" w/ Gas Shut-off Valve	25
C-GC-121212MF-36V*	1/2" OD x 1/2" MIP x 1/2" FIP x 36" w/ Gas Shut-off Valve	25
C-GC-121212MF-48V	1/2" OD x 1/2" MIP x 1/2" FIP x 48" w/ Gas Shut-off Valve	25

*May require extended lead times

5/8" OD

ITEM #	STYLE	BOX QTY
5/8" O.D. (1/2" I.D.) 1/2" MALE-MALE		
C-GC-581212MM-12*	5/8" OD x 1/2" MIP x 1/2" MIP x 12"	25
C-GC-581212MM-18	5/8" OD x 1/2" MIP x 1/2" MIP x 18"	25
C-GC-581212MM-24	5/8" OD x 1/2" MIP x 1/2" MIP x 24"	25
C-GC-581212MM-36	5/8" OD x 1/2" MIP x 1/2" MIP x 36"	25
C-GC-581212MM-48	5/8" OD x 1/2" MIP x 1/2" MIP x 48"	25
C-GC-581212MM-60	5/8" OD x 1/2" MIP x 1/2" MIP x 60"	25

*May require extended lead times

Cambridge™ Standard Gas Connectors are composed of corrosion-resistant 304 stainless steel which provides extra strength while also maintaining flexibility. They feature a flared-end fitting for secure metal-to-metal sealing and are ideal for both indoor and outdoor use. They are CSA and UL Certified for use with natural gas. Cambridge™ Standard Gas Connectors are great for use with kitchen appliances, gas ranges, and hot water heaters.



5/8" OD continued

ITEM #	STYLE	BOX QTY
5/8" O.D. (1/2" I.D.) 1/2" FEMALE-FEMALE		
C-GC-581212FF-12*	5/8" OD x 1/2" FIP x 1/2" FIP x 12"	25
C-GC-581212FF-18*	5/8" OD x 1/2" FIP x 1/2" FIP x 18"	25
C-GC-581212FF-24	5/8" OD x 1/2" FIP x 1/2" FIP x 24"	25
C-GC-581212FF-36	5/8" OD x 1/2" FIP x 1/2" FIP x 36"	25
C-GC-581212FF-48	5/8" OD x 1/2" FIP x 1/2" FIP x 48"	25
C-GC-581212FF-60*	5/8" OD x 1/2" FIP x 1/2" FIP x 60"	25

*May require extended lead times

5/8" O.D. (1/2" I.D.) 1/2" MALE-FEMALE		
C-GC-581212MF-12	5/8" OD x 1/2" MIP x 1/2" FIP x 12"	25
C-GC-581212MF-18	5/8" OD x 1/2" MIP x 1/2" FIP x 18"	25
C-GC-581212MF-24	5/8" OD x 1/2" MIP x 1/2" FIP x 24"	25
C-GC-581212MF-36	5/8" OD x 1/2" MIP x 1/2" FIP x 36"	25
C-GC-581212MF-48	5/8" OD x 1/2" MIP x 1/2" FIP x 48"	25
C-GC-581212MF-60	5/8" OD x 1/2" MIP x 1/2" FIP x 60"	25

5/8" O.D. (1/2" I.D.) 1/2" MALE-FEMALE WITH VALVE		
C-GC-581212MF-12V*	5/8" OD x 1/2" MIP x 1/2" FIP x 12" w/ Gas Shut-off Valve	25
C-GC-581212MF-18V	5/8" OD x 1/2" MIP x 1/2" FIP x 18" w/ Gas Shut-off Valve	25
C-GC-581212MF-24V	5/8" OD x 1/2" MIP x 1/2" FIP x 24" w/ Gas Shut-off Valve	25
C-GC-581212MF-36V	5/8" OD x 1/2" MIP x 1/2" FIP x 36" w/ Gas Shut-off Valve	25
C-GC-581212MF-48V	5/8" OD x 1/2" MIP x 1/2" FIP x 48" w/ Gas Shut-off Valve	25
C-GC-581212MF-60V*	5/8" OD x 1/2" MIP x 1/2" FIP x 60" w/ Gas Shut-off Valve	25

*May require extended lead times

5/8" O.D. (1/2" I.D.) 1/2" MALE-3/4" MALE WITH VALVE		
C-GC-581234MM-24V	5/8" OD x 1/2" MIP x 3/4" MIP x 24" w/ Gas Shut-off Valve	25
C-GC-581234MM-36V	5/8" OD x 1/2" MIP x 3/4" MIP x 36" w/ Gas Shut-off Valve	25

5/8" O.D. (1/2" I.D.) 1/2" MALE-3/4" FEMALE WITH VALVE		
C-GC-581234MF-30V	5/8" OD x 1/2" MIP x 3/4" FIP x 30" w/ Gas Shut-off Valve	25
C-GC-581234MF-36V	5/8" OD x 1/2" MIP x 3/4" FIP x 36" w/ Gas Shut-off Valve	25

5/8" O.D. (1/2" I.D.) 3/4" MALE-FEMALE WITH VALVE		
C-GC-583434MF-18V	5/8" OD x 3/4" MIP x 3/4" FIP x 18" w/ Gas Shut-off Valve	25
C-GC-583434MF-24V	5/8" OD x 3/4" MIP x 3/4" FIP x 24" w/ Gas Shut-off Valve	25
C-GC-583434MF-36V	5/8" OD x 3/4" MIP x 3/4" FIP x 36" w/ Gas Shut-off Valve	25

1" OD

1" O.D. (3/4" I.D.) 3/4" MALE-MALE		
C-GC-103434MM-18	1" OD x 3/4" MIP x 3/4" MIP x 18"	10





APPLICATIONS

Indoor

- Gas Ranges
- Water Heaters
- Tankless Water Heaters
- Wall Heaters
- Dryers
- Gas Fireplaces
- Furnaces
- Garage Heaters

Outdoor

- Stationary Outdoor Grills
- Gas Fire Pits
- Outdoor Dryers
- Rooftop Units

Manufactured Home

- Mobile Home Gas Meters
- Cross-over Gas Connection Kits

STANDARD GAS CONNECTOR DESIGN complies with the following standards:

ANSI Z21.24-2006/CSA 6.10-2006
Connectors for Gas Appliances

ANSI Z21.24a-2009/CSA 6.10a-2009
Addenda A to Connectors for Gas Appliances

ANSI Z2.175-2007/CSA 6.27-2007
Connectors for Outdoor Gas Appliances and Manufactured Homes

ANSI Z21.75a-2009/CSA 6.27a-2009
Addenda A to Connectors for Outdoor Appliances and Manufactured Homes

INDOOR:

CSA Design Certified to ANSI Z21.24/CSA 6.10, Cambridge™ Gas Connectors are durable and reliable. Their flexibility makes them easy to install, especially in tight spaces. Use Cambridge™ Gas Connectors for all residential gas appliances knowing their design focuses on safety and peace of mind.

OUTDOOR:

CSA Design Certified to ANSI Z21.75/CSA 6.27, Cambridge™ Gas Connectors are perfect for outdoor installation of fixed appliances.

MANUFACTURED HOME:

CSA Design Certified to ANSI Z21.75/CSA 6.27, Cambridge™ Gas Connectors are ideal for use in Park Trailers and Manufactured (Mobile) Homes. High BTU capacity enables proper gas flow.

Features

- 304 stainless steel
- Markings stamped on nut
- Annealed steel construction
- Quality flared-end fittings

Benefits

- Durable, reliable, corrosion-resistant design
- Eliminates unnecessary vibration
- Provides added strength and flexibility; reduces stress corrosion cracking risks
- Creates a metal to metal seal assuring critical application integrity and consistency

CSA Design Certified for Indoor/Outdoor use with natural, manufactured, mixed, liquefied, petroleum (LP), and LP-gas air mixtures

Quality, Safety, Peace of Mind



COATED GAS CONNECTORS



1/2" OD

ITEM #	STYLE	BOX QTY
COATED 1/2" O.D. (3/8" I.D.) 1/2" MALE-FEMALE		
C-GCY-121212MF-18	1/2" OD x 1/2" MIP x 1/2" FIP x 18"	25
C-GCY-121212MF-20	1/2" OD x 1/2" MIP x 1/2" FIP x 20"	25
C-GCY-121212MF-24	1/2" OD x 1/2" MIP x 1/2" FIP x 24"	25
C-GCY-121212MF-36	1/2" OD x 1/2" MIP x 1/2" FIP x 36"	25

Cambridge™ Coated Gas Connectors are composed of the same material as our uncoated gas connectors but includes an industry-standard yellow coating for added corrosion protection and easy gas line identification. The coating is consistent along the entire length of the connector hose, providing complete coverage and protection from chemical and/or weather-based corrosion. Cambridge™ Coated Gas Connectors are UL and CSA certified.

5/8" OD

ITEM #	STYLE	BOX QTY
COATED 5/8" O.D. (1/2" I.D.) 1/2" MALE-MALE		
C-GCY-581212MM-12*	5/8" OD x 1/2" MIP x 1/2" MIP x 12"	25
C-GCY-581212MM-18	5/8" OD x 1/2" MIP x 1/2" MIP x 18"	25
C-GCY-581212MM-24	5/8" OD x 1/2" MIP x 1/2" MIP x 24"	25
C-GCY-581212MM-30	5/8" OD x 1/2" MIP x 1/2" MIP x 30"	25
C-GCY-581212MM-36	5/8" OD x 1/2" MIP x 1/2" MIP x 36"	25
C-GCY-581212MM-48	5/8" OD x 1/2" MIP x 1/2" MIP x 48"	25
C-GCY-581212MM-60	5/8" OD x 1/2" MIP x 1/2" MIP x 60"	25

All other features, benefits and applications are the same as Cambridge™ Standard Gas Connectors.

*May require extended lead times

ITEM #	STYLE	BOX QTY
COATED 5/8" O.D. (1/2" I.D.) 1/2" MALE-FEMALE		
C-GCY-581212MF-12*	5/8" OD x 1/2" MIP x 1/2" FIP x 12"	25
C-GCY-581212MF-18*	5/8" OD x 1/2" MIP x 1/2" FIP x 18"	25
C-GCY-581212MF-24	5/8" OD x 1/2" MIP x 1/2" FIP x 24"	25
C-GCY-581212MF-36	5/8" OD x 1/2" MIP x 1/2" FIP x 36"	25
C-GCY-581212MF-48*	5/8" OD x 1/2" MIP x 1/2" FIP x 48"	25
C-GCY-581212MF-60*	5/8" OD x 1/2" MIP x 1/2" FIP x 60"	25

*May require extended lead times

ITEM #	STYLE	BOX QTY
COATED 5/8" O.D. (1/2" I.D.) 1/2" MALE-FEMALE WITH VALVE		
C-GCY-581212MF-12V	5/8" OD x 1/2" MIP x 1/2" FIP x 12" w/ Gas Shut-off Valve	25
C-GCY-581212MF-18V	5/8" OD x 1/2" MIP x 1/2" FIP x 18" w/ Gas Shut-off Valve	25
C-GCY-581212MF-24V	5/8" OD x 1/2" MIP x 1/2" FIP x 24" w/ Gas Shut-off Valve	25
C-GCY-581212MF-36V	5/8" OD x 1/2" MIP x 1/2" FIP x 36" w/ Gas Shut-off Valve	25
C-GCY-581212MF-48V*	5/8" OD x 1/2" MIP x 1/2" FIP x 48" w/ Gas Shut-off Valve	25
C-GCY-581212MF-60V*	5/8" OD x 1/2" MIP x 1/2" FIP x 60" w/ Gas Shut-off Valve	25

*May require extended lead times

ITEM #	STYLE	BOX QTY
COATED 5/8" O.D. (1/2" I.D.) 1/2" MALE-3/4" FEMALE WITH VALVE		
C-GCY-581234MF-18V*	5/8" OD x 1/2" MIP x 3/4" FIP x 18" w/ Gas Shut-off Valve	25
C-GCY-581234MF-24V*	5/8" OD x 1/2" MIP x 3/4" FIP x 24" w/ Gas Shut-off Valve	25
C-GCY-581234MF-30V*	5/8" OD x 1/2" MIP x 3/4" FIP x 30" w/ Gas Shut-off Valve	25
C-GCY-581234MF-36V*	5/8" OD x 1/2" MIP x 3/4" FIP x 36" w/ Gas Shut-off Valve	25
C-GCY-581234MF-48V*	5/8" OD x 1/2" MIP x 3/4" FIP x 48" w/ Gas Shut-off Valve	25

*May require extended lead times

5/8" OD continued

ITEM #	STYLE	BOX QTY
COATED 5/8" O.D. (1/2" I.D.) 3/4" MALE-3/4" FEMALE WITH VALVE		
C-GCY-583434MF-24V	5/8" OD x 3/4" MIP x 3/4" FIP x 24" w/ Gas Shut-off Valve	25
C-GCY-583434MF-36V	5/8" OD x 3/4" MIP x 3/4" FIP x 36" w/ Gas Shut-off Valve	25

1" OD

ITEM #	STYLE	BOX QTY
COATED 1" O.D. (3/4" I.D.) 3/4" MALE-3/4" FEMALE WITH VALVE		
C-GCY-103434MF-24V	1" OD x 3/4" MIP x 3/4" FIP x 24" w/ Gas Shut-off Valve	25
C-GCY-103434MF-36V	1" OD x 3/4" MIP x 3/4" FIP x 36" w/ Gas Shut-off Valve	25



COATED GAS CONNECTOR DESIGN
complies with the following standards:

- ANSI Z21.24-2006/CSA 6.10-2006**
Connectors for Gas Appliances
- ANSI Z21.24a-2009/CSA 6.10a-2009**
Addenda A to Connectors for Gas Appliances
- ANSI Z2.175-2007/CSA 6.27-2007**
Connectors for Outdoor Gas Appliances and Manufactured Homes
- ANSI Z21.75a-2009/CSA 6.27a-2009**
Addenda A to Connectors for Outdoor Appliances and Manufactured Homes

GAS CONNECTOR FITTINGS

Cambridge™ Gas Connector Fittings come in two different sizes in order to provide the correct gas-tight fit. Cambridge™ Gas Connector Fittings are CSA certified, ergonomically designed for ease-of-use, and easy to install.

ITEM #	STYLE	BOX QTY
MALE FITTINGS FOR 5/8" OD CONNECTORS		
GC-5812M	5/8" OD FLARE x 1/2" MIP	10
GC-5834M	5/8" OD FLARE x 3/4" MIP	10




GAS CONNECTOR VALVES



Cambridge™ Gas Connector Valves are constructed for durable, long-lasting usage and performance and are tested to be 100% leak resistant. Cambridge™ Gas Connector Valves are CSA Design certified, ergonomically designed for ease-of-use, and easy to install.

ITEM #	STYLE	BOX QTY
GAS CONNECTOR VALVES		
C-GC-1212FF-V	1/2" FIP x 1/2" FIP Gas Shut-off Valve	10
C-GC-3434FF-V	3/4" FIP x 3/4" FIP Gas Shut-off Valve	10
FIBV02	3/8" OD Flare x 1/2" FIP Gas Shut-off Valve	10
FIBV03	1/2" OD Flare x 1/2" FIP Gas Shut-off Valve	10





QUALITY STANDARDS

Cambridge™ is committed to **raising** the industry standard for **production, precision, and quality.**

Every product manufactured by Cambridge Resources meets or **exceeds industry standards** along with the rigorous **quality control** standards that industrial markets **expect** from Cambridge™.

Our unique **Quality Assurance and Quality Control** process includes continuous product testing throughout manufacturing and ensures **comprehensive adherence** to all relevant **code compliances** and **certification requirements.**



Cambridge Resources

960 Alabama Avenue · Brooklyn, NY 11207

Phone: 718-927-0009

Toll Free: 877-922-2538

Fax: 718-485-4403

www.CambridgeResources.com

info@cambridgeresources.com